

RWInc Workshop



This workshop is being recorded on zoom.



In the workshop we will be looking at:

- How Phonics is taught.
- Why we have chosen Read Write Inc. Story Books.
- How your child's Read Write Inc. book is chosen.
- How to successfully use the Read Write Inc. books.
- Using your child's reading record effectively.

What is Read Write Inc Phonics?



Read Write Inc. Phonics is a programme that uses systematic phonics to teach all children to read.

It lasts two years for most children - if they start to learn to read in the Reception class.



What is "phonics"?

Knowledge
of the
sounds
that letters
make



Skills
of
blending
and
segmentin
g

Key Vocabulary in RWI

[Parent video: How to say the sounds - YouTube](#)

- Phoneme
- Grapheme
- 'Special Friends'
- Fred talk
- Fred in your head

Some sounds
are made up of
2 letters:

Street
Room
Corner
Ship

Some sounds
have
3 or 4 letters:

High
bought
Straight

Speed Sounds chart

Consonant sounds

| | | | | | | | | | | |
|----|----|----|----|----|----|----|----|----|----|----|
| f | l | m | n | r | s | v | z | sh | th | ng |
| ff | ll | mm | nn | rr | ss | ve | zz | ti | | nk |
| ph | le | mb | kn | wr | se | | s | ci | | |
| | | | | | c | | se | | | |
| | | | | | ce | | | | | |

| | | | | | | | | | | | | |
|----|----|----|----|---|-----|----|----|----|----|---|---|-----|
| b | c | d | g | h | j | p | qu | t | w | x | y | ch |
| bb | k | dd | gg | | j | pp | | tt | wh | | | tch |
| | ck | | | | g | | | | | | | |
| | ch | | | | ge | | | | | | | |
| | | | | | dge | | | | | | | |

Vowel sounds

| | | | | | | | | |
|---|----|---|---|---|-----|-----|-----|-----|
| a | e | i | o | u | ay | ee | igh | ow |
| | ea | | | | ā-e | ē-e | ī-e | ō-e |
| | | | | | ai | y | ie | oa |
| | | | | | | ea | i | o |
| | | | | | | e | y | |

| | | | | | | | | | | |
|-----|----|----|-----|-----|----|----|----|-----|-----|-----|
| oo | oo | ar | or | air | ir | ou | oy | ire | ear | ure |
| ū-e | | | oor | are | ur | ow | oi | | | |
| ue | | | ore | | er | | | | | |
| ew | | | aw | | | | | | | |
| | | | au | | | | | | | |

In English we have more than 150 ways to represent 44 sounds, using the 26 letters in the alphabet.

This means we have to group letters together to write some sounds.

This makes our language one of the most complex in the world!

We use this Speed Sounds chart in Phonics lessons.

It shows the most common graphemes for each sound.

How does Read Write Inc. use phonics to teach reading?



Learning to blend (9 mins)

This is Fred. He is a frog who only speak in sounds, and we call this Fred Talk. For example 'm' 'a' 't', 'l' 'u' 'n' 'c' 'h'.



Word Time 1.7:
Reading words with
double consonants
(11 mins)



Once the children know the pure sounds, we teach them to blend sounds to read words. We also teach children to spell the words they learn to read.

Red Words

Not all words play by the phonic rules



was
want
they
said



These are 'tricky' or common exception words. In Read Write Inc we call them 'red' words.

They just have to be learnt and we teach them alongside the phonics.

We will send home some of the words for you to learn at home

Story Books


Storybooks

Alongside learning each set of sounds, they read Storybooks that only contain the sounds and words they can read. This sets them up to succeed in their reading.




Why have we chosen the RWI Book Bag Books?

- Research suggests the importance of children reading books that match their phonic knowledge. They need to be able to confidently practise what they already know.
- Reading is successful.
- Reading books with known sounds will improve their pace, fluency and understanding of what they have read.



Reading to your child

- We need to read books to children that are beyond the level they can read for themselves.
- Children will only want to become readers if they experience the joy of listening to a range of high quality texts.
- It is really important for your child to hear fluent, expressive reading. This is why children also bring home a library book.



How are the books chosen for my child?

Assessment 1

To assess children using Assessment 1, follow the guidance on pp.68–69 of the *Reading Leader Handbook*.

Sound Knowledge

Set 1 single-letter Sounds

d a s m t o n p g i
k u b c f e
l h r j x y w z v

Set 1 Special Friends

ch qu sh th ng nk
ff ll ss ck

Set 2

oo ee ay ow oo igh
ou or air ir ar oy

Set 3

ea oi a-e i-e o-e u-e
aw are ur er ow ai oa

- Children are assessed every half term. The results determines which group the child goes in and which book colour they will read.
- First, the children are assessed on their sound knowledge.
- The children only read books with the sounds they confidently know.

How are the books chosen for my child?

Oral blending

Set 1 Sounds Group C

d-u-g ch-a-t t-e-n p-o-t t-i-n

Reading words using 'Special Friends, Fred Talk'

Ditty Group (Photocopy Masters 1-10)



in am red bin yes

Red Group



chip mash pink thin



fas gip guk rab

Green Group



flat this sand king



thid quig criff yoss

- The children are then assessed on their decoding skills.

How are the books chosen for my child?

Speedy Reading

Purple Group



with off thin will
his them that have

Pink Group



lots black long thing
next went help stop

Orange Group



rest smell throw play
feel food when from

Yellow Group

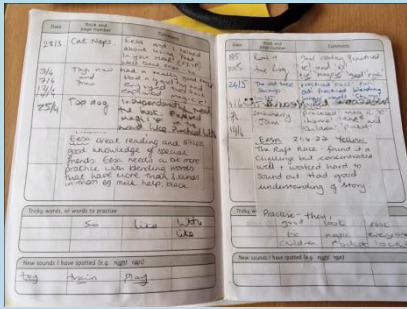


high hair night sleep
boy quick little think
know smart

- Once children are reading above green storybooks, they are assessed on their reading fluency.
- 'Speedy reading' is when the child no longer needs to Fred talk out loud.

Our Reading Expectations

- You read with your child at least 3 times a week.
- A comment is recorded in their reading diary at least 3 times a week.
- Reading is a positive, successful experience.
- The book is brought back on ready to change their book.



Reading Diary

- Please read with your child 3 times a week
- Note down whether it is day 1, 2 or 3.

- Example comment:

'Day 1 - did a fantastic job of predicting what might do next in the story. We discussed the special friend 'ch' in catch.'

How to use the story book?

RWI Book Bag Book Timetable

| | |
|-------|---|
| Day 1 | <ol style="list-style-type: none"> <u>Explore the front cover with your child.</u> What do you think the story is about? What do you think will happen? <u>Read the Story Green Words</u> 'Special friend' Fred talk Say the word. Practise Give meaning to the word if needed. <u>Read Red words</u> Talk about the tricky part of the word. Practise <u>First read of the story.</u> |
| Day 2 | <ol style="list-style-type: none"> <u>Read the Story Green Words</u> 'Special friend' Fred talk Say the word. Your child should be able to read these 'Fred in their head' or fluently. <u>Read Red words</u> Build fluency on these. <u>Second read of the story</u> Encourage your child to build on their fluency. <u>Read the story to your child with expression.</u> |

| | |
|-------|---|
| Day 3 | <ol style="list-style-type: none"> <u>Final read of the story.</u> Your child should read this fluently (Not using Fred talk) Encourage your child to use expression in their reading. <u>Retell the story.</u> <u>Questions to chat about.</u> |
|-------|---|

Red ditty to
Grey story
books.

How to use the story book?

*Additional
days*

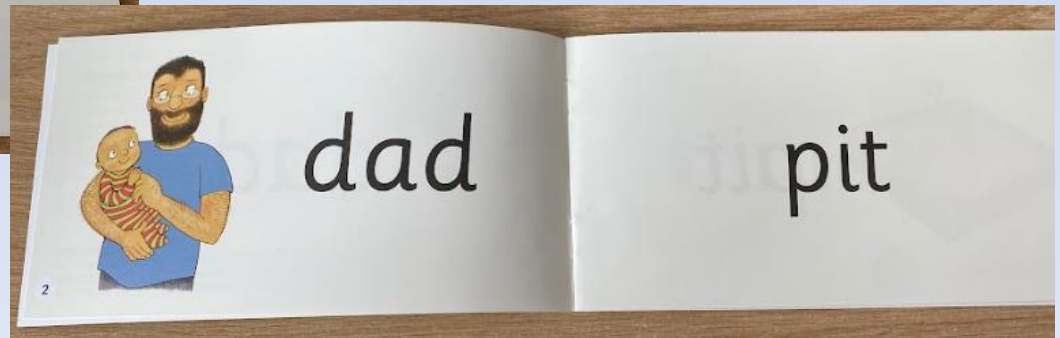
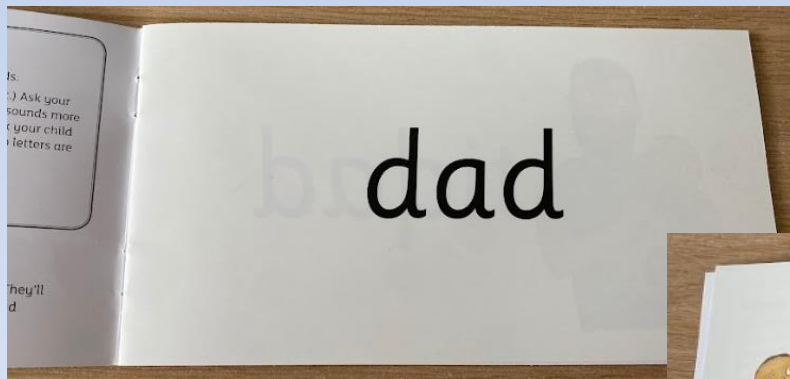
The more times you can read the book the better as you are building their fluency.

Ask the questions:

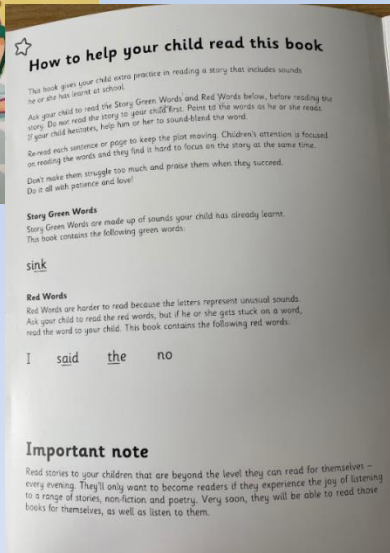
- What was your favourite part? Why?
Your child could draw a picture of this or write a sentence.*
- Can you think of a different ending for the story?*

How to use the book?

Blending books



How to use the story book?



Reading With Your Child

How to help your child read this book

This book gives your child extra practice in reading a story that includes sounds he or she has learnt at school.

Ask your child to read the Story Green Words and Red Words below, before reading the story. Do not read the story to your child first. Point to the words as he or she reads. If your child hesitates, help him or her to sound-blend the word.

Re-read each sentence or page to help the plot moving. Children's attention is focused on reading the words and they find it hard to focus on the story at the same time.

Don't make them struggle too much and praise them when they succeed. Do it all with patience and love!

Story Green Words

Story Green Words are made up of sounds your child has already learnt. This book contains the following green words:

speeds apart

Red Words

Red Words are harder to read because the letters represent unusual sounds. Ask your child to read the red words, but if he or she gets stuck on a word, read the word to your child. This book contains the following red words:

are the no I'll you he
to I I'm go

Important note

Read stories to your children that are beyond the level they can read for themselves - every evening. They'll only want to become readers if they experience the joy of listening to a range of stories, non-fiction and poetry. Very smart, they will be able to read these books for themselves.

Story green words

'Special Friends'

Fred talk

Say the word

Red Words

Reading With Your Child



Retell the story

Questions to chat about

Questions to chat about

Read the questions aloud to your child and ask him or her to find the answers on the relevant pages. Do not ask your child to read the questions – the words are harder than he or she can read at the moment.

- p.4 What are Anwar and Clara playing with?
- p.4 Who thinks Clara's kart is faster than Anwar's kart?
- p.6 Why is Anwar's dad smart?
- pp.8-9 Why are the children angry with their dads?

↑ This part shows which page/pages the child needs to turn to in order to help them answer the question.

It would be good to ask your child to point to the word/phrase/picture that helps them answer the question as they will use this skill in school when developing their comprehension skills.

Looking after the books

- We will provide your child with a plastic wallet.
- Please keep the book inside the wallet and the wallet inside your child's book bag.
- Reading books and reading diaries should be in school every day.



Any questions?

